

# Conservation Evidence

CLAIRE WORDLEY AND NIGEL TAYLOR

CONSERVATION EVIDENCE

UNIVERSITY OF CAMBRIDGE

ConservationEvidence

*Providing evidence to improve practice*

## What Works in Conservation



2015

EDITED BY

WILLIAM J. SUTHERLAND, LYNN V. DICKEY,  
ANNE M. OCKENDON AND REBECCA K. SMITH

# Science: Using and Doing

- Think of a recent project you've undertaken.
  - What information did you look for at the start of the project?
  - Where did you find it?
  - How did it change your thinking or planning?



# Science: Using and Doing

- Think of a recent project you've undertaken.
  - What monitoring did you undertake?
  - How did you decide what to monitor?
  - How did you communicate the key outcomes?
  - Who did you reach?



# Conservation Evidence

- ▶ Set up by Professor Bill Sutherland in 2004
- ▶ Based at the University of Cambridge

[www.conservationevidence.com](http://www.conservationevidence.com)

Search:

## Conservation Evidence







Providing evidence to improve practice



[Browse Evidence](#) | [Journal](#) | [Synopsis](#) | [About](#)

### Helping you

Conservation Evidence is a free, authoritative information resource designed to support decisions about how to maintain and restore global biodiversity.



Browse by category:

 Amphibian Conservation 129 Actions	 Bat Conservation 78 Actions	 Bee Conservation 59 Actions
 Bird Conservation 455 Actions	 Control of Freshwater Invasive Species 139 Actions	 Farmland Conservation 119 Actions



# Using Conservation Evidence

- ▶ Search CE website for appropriate studies

Search   Select Language 

## Conservation Evidence

Providing evidence to improve practice

[Tweet](#) [Share](#) [Browse Evidence](#) [Journal](#) [About us](#) [Resources](#)

### Actions

Can't find what you're looking for? [You can also search Individual Studies.](#)  
Not sure what Actions are? [Read a brief description.](#)





**Refine results**      **199 actions found**      Sort by: Number of studies    Relevance    Title

**Category**

- Bird Conservation
- Amphibian Conservation
- Control of Freshwater Invasive Species

[More](#)

**Keywords**

<input type="checkbox"/> Restore or create inland wetlands	<span>Beneficial</span>   Based on: 11 studies	
<input type="checkbox"/> Restore wetland	<span>Beneficial</span>   Based on: 17 studies	
<input type="checkbox"/> Create wetland	<span>Beneficial</span>   Based on: 15 studies	
<input type="checkbox"/> Treat wetlands with herbicide	<span>Likely to be ineffective or harmful</span>   Based on: 4 studies	



# Using Conservation Evidence

- ▶ Click through to look at evidence




## Action: Restore or create inland wetlands

### Key messages


- Of eleven studies captured, 11, from the mainland [USA](#), [Guam](#), [Canada](#) and [Hawaii](#), found that birds used artificially restored or created wetlands. Two found that rates of use and species richness were [similar or higher](#) than on natural wetlands. One found that use rates were higher than on [unrestored wetlands](#).
- Three studies from the [USA](#) and [Puerto Rico](#) found that restored wetlands held lower densities and fewer species of birds than natural wetlands.
- A [replicated study from the USA](#) found that least bittern productivity was similar in restored and natural wetlands.
- Two replicated studies examined wetland characteristics: one from the [USA](#) found that semi-permanent restored wetlands were used more than temporary or seasonal ones. A study from [Hawaii](#) found that larger restored wetlands were used more than smaller sites.

### Effectiveness category:

Beneficial


Effectiveness: 70%	
Certainty: 65%	
Harms: 0%	

### Where has this evidence come from?

 Bird Conservation  
[View all](#)

Click [here](#) to see the list of journals searched for this synopsis, and [here](#) to see all the journals searched for all synopses.



### Source countries



### Background information and definitions

This section includes studies describing the effects of wetland restoration or creation for all wetlands which are not coastal, or do not receive regular influxes of salt water.

### Supporting evidence from individual studies

-  A study in 1958-1967 on Squaw Creek National Wildlife Refuge, Missouri, USA (Burgess 1969), found that annual use of the 2,772 ha wetlands (created in 1935) varied from 6-27 million duck-days and from 7-19 million goose-days each year. Management included winter water removal to aerate the soil and eradicate carp, and spring flooding.
-  A study in 1986 at the Savannah River Site, South Carolina, USA (Coulter et al. 1987), found that up to

### Related Actions

- [Revegetate gravel pits](#)



# Using Conservation Evidence

► Scroll down

## Supporting evidence from individual studies

1

A study in 1958-1967 on Squaw Creek National Wildlife Refuge, Missouri, USA (Burgess 1969), found that annual use of the 2,772 ha wetlands (created in 1935) varied from 6-27 million duck-days and from 7-19 million goose-days each year. Management included winter water removal to aerate the soil and eradicate carp, and spring flooding.

2

A study in 1986 at the Savannah River Site, South Carolina, USA (Coulter et al. 1987), found that up to 94 wood storks *Mycteria americana* and over 210 other wading birds were seen on specially constructed and managed ponds at once. Ponds were created in a 14 ha depression and stocked with fish between 1985 and 1986.

3

A before-and-after study in 1992 on Guam, South Pacific (Ritter & Sweet 1993), found that Mariana common moorhens *Gallinula chloropus guami* colonised a newly-created wetland within five months of its creation, with two adults and at least four chicks being seen. The wetland was 20-60 cm deep, 45 m long and up to 27 m wide and created using an excavator in January 1992. Spikerush *Eleocharis dulcis*, water lettuce *Pistia stratiotes*, taro *Colocasia esculenta* and rusty flatsedge *Cyperus odoratus* were planted, although the taro died, probably because of excessive flooding.

4

A replicated, controlled study in 1992-1994 in wetlands in the Lake Ontario and St. Lawrence River plains, New York State, USA (Brown & Smith 1998), found lower species richness and densities of wetland birds on restored wetlands compared with natural wetlands (6 species/ha and 15 birds/ha for 18 restored sites vs. 8 and 20 for eight natural sites). This pattern was stronger for wetland dependent species. Restored sites also had community compositions more similar to other restored sites than to natural wetlands. Birds were surveyed with an unlimited-radius point count within each wetland each year during the breeding season.

5

A replicated study from April-June in 1985-1991 in a 13 ha wetland site in South Carolina, USA (Post 1998), found that least bitterns *Ixobrychus exilis* nested at high densities (12 pairs/ha), had a 50% hatching rate and 55% of nests produced fledglings. The author points out that this rate is only slightly lower than that reported for natural wetlands. An average of 2.7 fledglings/nest were produced from an


## Source countries



## Related Actions

- Revegetate gravel pits
- Restore or create traditional water meadows
- Restore or create inland wetlands

[See more](#)



# Using Conservation Evidence

► Click through to look at evidence

## Referenced papers

1. Burgess H.H. (1969) Habitat management on a mid-continent waterfowl refuge. *The Journal of Wildlife Management*, 33, 843-847
2. Coulter M.C., McCort W.D. & Bryan Jr A.L. (1987) Creation of artificial foraging habitat for wood storks. *Colonial Waterbirds*, 203-210
3. Ritter M.W. & Sweet T.M. (1993) Rapid colonization of a human-made wetland by Mariana common moorhen on Guam. *Wilson Bulletin*, 105, 685-687
4. Brown S.C. & Smith C.R. (1998) Breeding season bird use of recently restored versus natural wetlands in new york. *The Journal of Wildlife Management*, 62, 1480-1491
5. Post W. (1998) Reproduction of Least Bitterns in a Managed Wetland. *Colonial Waterbirds*, 21, 268-273
6. Ratti J.T. (2001) Comparison of Avian Communities on Restored and Natural Wetlands in North and South Dakota. *The Journal of Wildlife Management*, 65, 676-684
7. Snell-Rood E.C. & Cristol D.A. (2003) Avian communities of created and natural wetlands: bottomland forests in Virginia. *The Condor*, 105, 303-315
8. Stevens C.E., Gabor T.S. & Diamond A.W. (2003) Use of restored small wetlands by breeding waterfowl in Prince Edward Island, Canada. *Restoration Ecology*, 11, 3-12
9. Acevedo M.A. (2007) Bird feeding behavior as a measure of restoration success in a Caribbean forested wetland. *Ornitologé Neotropical*, 18, 305-310
10. O'Neal B.J., Heske E.J. & Stafford J.D. (2008) Waterbird Response to Wetlands Restored Through the Conservation Reserve Enhancement Program. *Journal of Wildlife Management*, 3, 654-664
11. Uyehara K.J., Englis A. Jr. & Dugger B.D. (2008) Wetland features that influence occupancy by the endangered Hawaiian duck. *Wilson Journal of Ornithology*, 120, 311-319

## Please cite as:

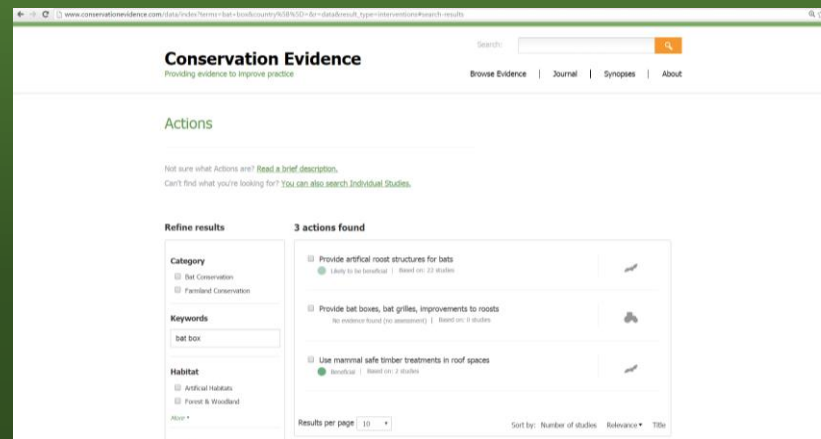
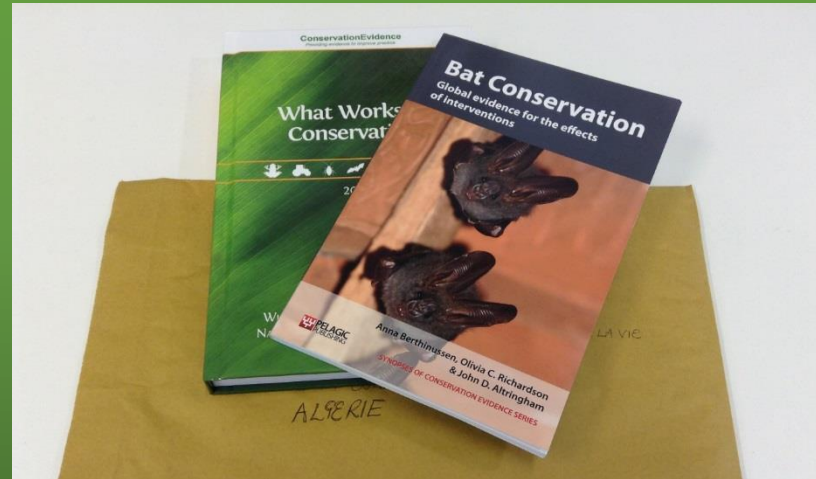
Williams, D.R., Child, M.F., Dicks, L.V., Ockendon, N., Pople, R.G., Showler, D.A., Walsh, J.C., zu Ermgassen, E.K.H.J. & Sutherland, W.J. (2017) Bird Conservation. Pages 95-244 in: W.J. Sutherland, L.V. Dicks, N. Ockendon & R.K. Smith (eds) What Works in Conservation 2017. Open Book Publishers, Cambridge, UK.



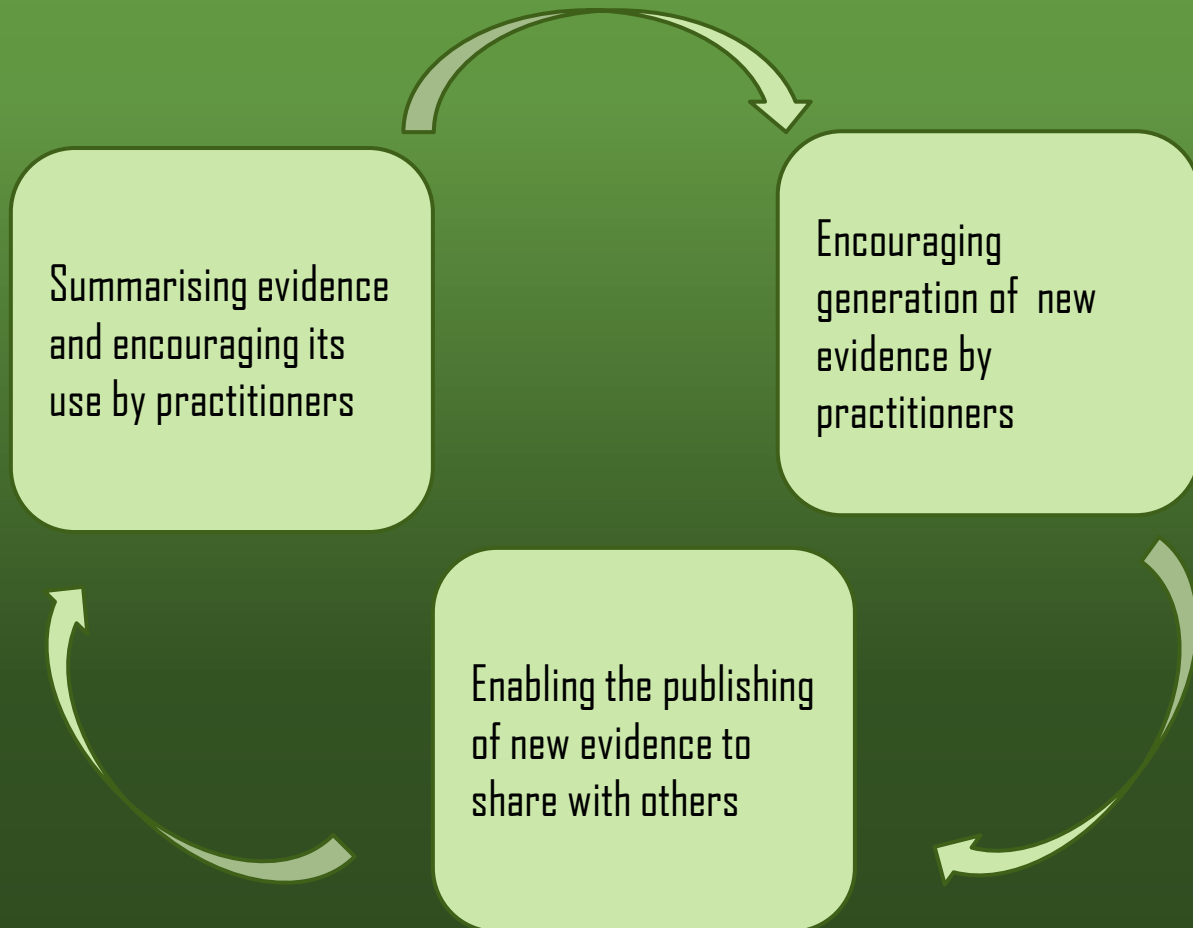


# The Conservation Evidence project



Summarising evidence  
and encouraging its  
use by practitioners



# The Conservation Evidence project



# The Conservation Evidence journal

Search   Select Language 

## Conservation Evidence

Providing evidence to improve practice

[Tweet](#) [Share](#) [Browse Evidence](#) [Journal](#) [About us](#) [Resources](#)

### The journal, *Conservation Evidence*

Our online journal publishes research, monitoring results and case studies on the effects of conservation interventions. All papers include some monitoring of the effects of the intervention and are written by, or in partnership with, those who did the conservation work. It includes interventions such as habitat creation, habitat restoration, translocations, reintroductions, invasive species control, and education or integrated conservation development programmes, from anywhere around the world.

Watch a brief video on our journal [here](#).

A *volume* is created each year with peer-reviewed papers published throughout the year. We now accept Short Communications as well as standard papers.

*Special issues* contain new papers on a specific topic.

*Virtual collections* collate papers published in the journal on specific topics such as management of particular groups of species.

To search for papers on a specific topic within the journal select '[Advanced search](#)' on the [Home page](#), enter your keyword(s) and within the Source box type: "conservation evidence".

#### Latest papers

inkjet photo paper manufacturers best inkjet photo paper cheap inkjet paper wholesale inkjet paper inkjet paper cheap inkjet paper inkjet paper for photos best inkjet paper online inkjet paper inkjet photo paper inkjet paper for printer wholesale inkjet photo paper

**Effects of culverts and roadside fencing on the rate of roadkill of small terrestrial vertebrates in northern Limpopo, South Africa**

Collinson W. J., Davies-Mostert H. T. & Davies-Mostert W. (2017), 14, 39-43

[Download](#) [Preview](#)

**Volumes** **Special issues** **Virtual collections**

Volume 14 | 2017  
Volume 13 | 2016  
Volume 12 | 2015  
Volume 11 | 2014  
Volume 10 | 2013  
Volume 9 | 2012  
Volume 8 | 2011  
Volume 7 | 2010  
Volume 6 | 2009  
Volume 5 | 2008  
Volume 4 | 2007  
Volume 3 | 2006  
Volume 2 | 2005  
Volume 1 | 2004

**Submissions** **About**

Please read the guidelines for authors before submitting to the Conservation Evidence journal


[Guidelines for authors](#)

**Template journal article**





# Publishing a paper



Most scientists regarded the new streamlined peer-review process as "quite an improvement."



# Conservation Evidence Journal

- ▶ Free
- ▶ Open access
- ▶ At least one non-academic per paper
- ▶ Testing interventions
- ▶ Does not have to be long
- ▶ No need for huge novelty/broad applicability
- ▶ We try to be helpful not brutal



# Conservation Evidence Journal

## Template article for Conservation Evidence.

All text in black should be typed over; the font and paragraph is formatted for these sections.  
All text in grey should be left as it is.  
All text in blue should be deleted before submitting your manuscript.

Please type your title here. This should include the intervention, the species or habitat, and the location of the study e.g. Effect of nest box design on nest box occupancy by predatory birds in the Mongolian steppe

Please add all authors, including the person that carried out the intervention:  
Jane A. Jones<sup>1\*</sup> & Bill B. Smith<sup>2\*</sup>

<sup>1</sup> Organisation and postal addresses for author 1

<sup>2</sup> Organisation and postal addresses for author2 *etc. for all authors*

\*corresponding author email address: jane.jones@university.ac.uk

## SUMMARY

A 150-200 word summary of the main findings of the study. This should briefly describe the aims, methods and results.

## BACKGROUND

Please give the rationale for carrying out the intervention. Describe the relevant aspects of the study site, species and/or system. Explain the problem and focus of your management action. Please note there is no need for an extensive literature review. In the final sentence set out the aim of the study.

## ACTION

Provide full details of how and when you carried out the intervention, and give information about the control (where relevant). Be as precise as possible, giving information such as the number and size of sites used and the precise dates that actions were carried out, so that others can repeat or adapt your actions. Please also describe when and how the monitoring was undertaken. You may want to include photos of the management action. E.g. Two different designs of artificial nests were made from 60 cm diameter steel drums. One was open-topped (approximately 30 cm height), and the other was a closed box 60 cm tall with a side entrance 30 cm high x 40 cm wide (Figure 1).

Please include a breakdown of the time taken and cost incurred if possible.

**Sub-headings:** can be helpful for structuring the Action and Consequences sections.

## CONSEQUENCES

This is the results section that describes what happened. Please give data to show the effect of your intervention compared to the control, or a before-and-after comparison. Please

use tables and figures to present data wherever possible. We are particularly keen on tables containing raw and/or mean data as others can see the exact figures. Simple statistical tests to support your conclusions may also be appropriate.

E.g. **Saker** falcons ( $\chi^2 = 51.3$ , d.f. = 1,  $p < 0.001$ ) and common ravens ( $\chi^2 = 20.6$ , d.f. = 1,  $p < 0.001$ ) selected closed nest boxes more frequently than open boxes. The total number of breeding pairs of both species occupying boxes increased over the study period (Table 1).

Please do not state the implications of your results in this section as facts (e.g. Therefore it is likely that breeding success increased), unless you have data to support them.

## DISCUSSION

Briefly discuss the implications of your results, by putting your findings into context. The discussion need not be longer than one or two paragraphs. You may make suggestions based on your results in this section e.g. It is likely that providing nest boxes increased the number of chicks reared.

## ACKNOWLEDGEMENTS

Please include any appropriate acknowledgements, including sources of funding.

## REFERENCES

An alphabetical list of any references cited in the text. These are not required, and should not be lengthy; we suggest a maximum of 15 references for a standard article. The format for different types of reference is shown below:

**Journal article:** **Pykala** J. (2005) Plant species responses to cattle grazing in mesic semi-natural grassland. *Agriculture, Ecosystems & Environment*, 108, 109-117.

**Report:** **Pywell** R., **Hulmes** L., **Meek** W. & **Nowakowski** M. (2008) Creation and Management of Pollen and Nectar Habitats on Farmland: Annual report 2007/8. NERC report 6443.

**PhD thesis:** **Smith** D.W. (2006) Managing agri-environment grass fields and margins for **Orthoptera** and farmland birds. PhD thesis. University of Reading.

**Book:** **Astuti** R. (1995) People of the Sea: Identity and Descent among the **Vezo** of Madagascar. Cambridge University Press, Cambridge.

**Book chapter:** **Pilgrim** E.S., **Potts** S.G., **Vickery** J., **Parkinson** A.E., **Woodcock** B.A., **Holt** C., **Gundey** A.L., **Ramsay** A.J., **Atkinson** P., **Fuller** R. & **Tallowin** J.R.B. (2007) Enhancing wildlife in the margins of intensively managed grass fields. Pages 293-296 in: J. J. Hopkins, A. J. Duncan, D. I. McCracken, S. Peel & J. R. B. Tallowin (eds.) High Value Grassland: Providing Biodiversity, a Clean Environment and Premium Products. British Grassland Society Occasional Symposium No.38, British Grassland Society (BGS), Reading.

**Internet link:** Forest Agency (2010) **Managed** woodland data and calculations. <http://www.internetaddresshere.com> (accessed 21 March 2013). **NB. Date only required for pages on which contents change.**



Generating evidence for wetland  
conservation:

Designing and carrying out  
experiments





# Why should we do experimental conservation?

- ▶ Learn from successes – and failures (30% interventions in CE journal did not work!)
- ▶ Able to see how different approaches compare to each other
- ▶ Get away from subjective opinions
- ▶ Make conservation more effective



# What is the question?

- ▶ Develop a clear question, rather than just monitoring 'to see what happens'.
- ▶ Questions must be **SMART**:
- ▶ **Specific**
- ▶ **Measurable**
- ▶ **Achievable**
- ▶ **Relevant**
- ▶ **Time-bound**



# SMART questions

For example...

*"We aim to monitor the impact of rewetting on peatland plants"*

VS

*"Do **Sphagnum** abundance and peatland plant species diversity change in the first five years after rewetting and if so, by how much? Are the changes statistically significant?"*



# What are you measuring, and to answer which question?

- ▶ Will the data you are collecting **answer your question?**
- ▶ e.g.
  - ▶ Are you looking at species **presence/ abundance/ community composition?**
  - ▶ Are you interested in vegetation **biomass, height or density?**
  - ▶ Are you interested in one particular **species**, or the whole **community?**



# Consistency

- ▶ 'Compare like with like'.
- ▶ Using the same survey **method**
- ▶ and **equipment**
- ▶ in the same **location**
- ▶ at comparable **times** (of year, per night etc)
- ▶ in comparable **weather**



# How will you analyse the data?

- ▶ BEFORE you gather the data, plan how you will analyse it.
  - ▶ Will your data meet the basic requirements for a t-test? An ANOVA?
  - ▶ Are you looking at a year by year trend?
- ▶ Will you measure potential confounding factors such as weather that year in your analysis?



# In summary

- ▶ Ask a clear, answerable question.
- ▶ Decide on analysis method before you gather data.
- ▶ Decide what you are measuring, and do it consistently.
- ▶ Choose appropriate methods and equipment.
- ▶ Implement methodology consistently.
- ▶ Ensure adequate length of study and number of repeats.
- ▶ Try to measure/control for confounding factors.



# Basics of study design

## 3.6 Exclude livestock from peatlands using fencing

- One replicated, paired, controlled study in a bog in the UK<sup>1</sup> found that excluding sheep reduced cover of one *Sphagnum* moss species and increased heather cover in drier areas of the bog, but had no effect on other common plant species or in wetter areas of the bog.

### Background

Domestic livestock directly consume peatland vegetation, destroy peatland vegetation by trampling, create bare patches of ground (e.g. repeatedly-used tracks), and affect nutrient balance through excretion (Lindsay et al. 2014). Excluding livestock from a peatland, or sensitive area of peatland, could completely avoid these impacts.

Chapters 8 and 9 consider the use of low-intensity grazing as a conservation tool. Section 9.10 considers exclusion of wild herbivores from peatlands. Interventions in Chapter 13 may be needed if peatlands have already been damaged by livestock.

Lindsay R., Birnie R. & Clough J. (2014) *Grazing and Trampling*. IUCN UK Committee Peatland Programme Briefing Note No. 7.

A replicated, paired, controlled study in 1988–2002 in a grazed bog in England, UK (1) found that excluding sheep had no effect on the vegetation community in wetter parts of the bog, but increased cover of drier peatland species in drier parts of the bog over 14 years (data reported as graphical analyses). In both wet and dry areas, excluding sheep did not affect cover of most common plant species including cottongrasses *Eriophorum* spp. (exclusion: 4–23%; grazed: 6–19%) and three of four *Sphagnum* moss species (exclusion: 4–21%; grazed: 3–36%). However, in drier areas excluding sheep reduced cover of Magellan's bog moss *Sphagnum magellanicum* (exclusion: 8%; grazed: 23%) and increased cover of heather *Calluna vulgaris* (exclusion: 7%; grazed: 1%). In 1988, ten pairs of 200 m<sup>2</sup> plots were established: five pairs in the wetter central part of the bog and five pairs in the drier margins. Sheep were excluded from one plot per pair by erecting fences; the other remained grazed (0.65 sheep/ha). In 1988 and 2002, vegetation cover was visually estimated in ten 1 m<sup>2</sup> quadrats per plot.

(1) Smith R.S., Charman D., Rushton S.P., Sanderson R.A., Simkin J.M. & Shiel R.S. (2003) Vegetation change in an ombrotrophic mire in northern England after excluding sheep. *Applied Vegetation Science*, 6, 261–270.





# Basics of study design

- ▶ You want to design a study to test whether excluding sheep will affect vegetation in a bog.
- ▶ The bog has two distinct areas: one that is much wetter and one that is much drier.
- ▶ How would you test this?
- ▶ 15 mins to plan studies in 2 groups using materials provided



# Study design

- ▶ Adding different elements to your study can make it stronger
- ▶ Controlled
- ▶ Before and after
- ▶ Replicated
- ▶ Paired
- ▶ Randomised
- ▶ Repeated



# Keep in touch

- ▶ Info: [cfw41@cam.ac.uk](mailto:cfw41@cam.ac.uk)
- ▶ Journal: [no200@cam.ac.uk](mailto:no200@cam.ac.uk)
- ▶ Twitter: [@ConservEvidence](https://twitter.com/ConservEvidence)
- ▶ Facebook: [ConservationEvidence.com](https://www.facebook.com/ConservationEvidence.com)
- ▶ [www.conservationevidence.com](http://www.conservationevidence.com)

